

Sanitation

FY27 Proposed Budget



Mission Statement

The mission of the City of Pocatello Sanitation Services Department is to provide reliable, innovative, and sustainable sanitation and recycling services that protect public health, support environmental stewardship, and enhance the quality of life for the Pocatello community.

Department Organization

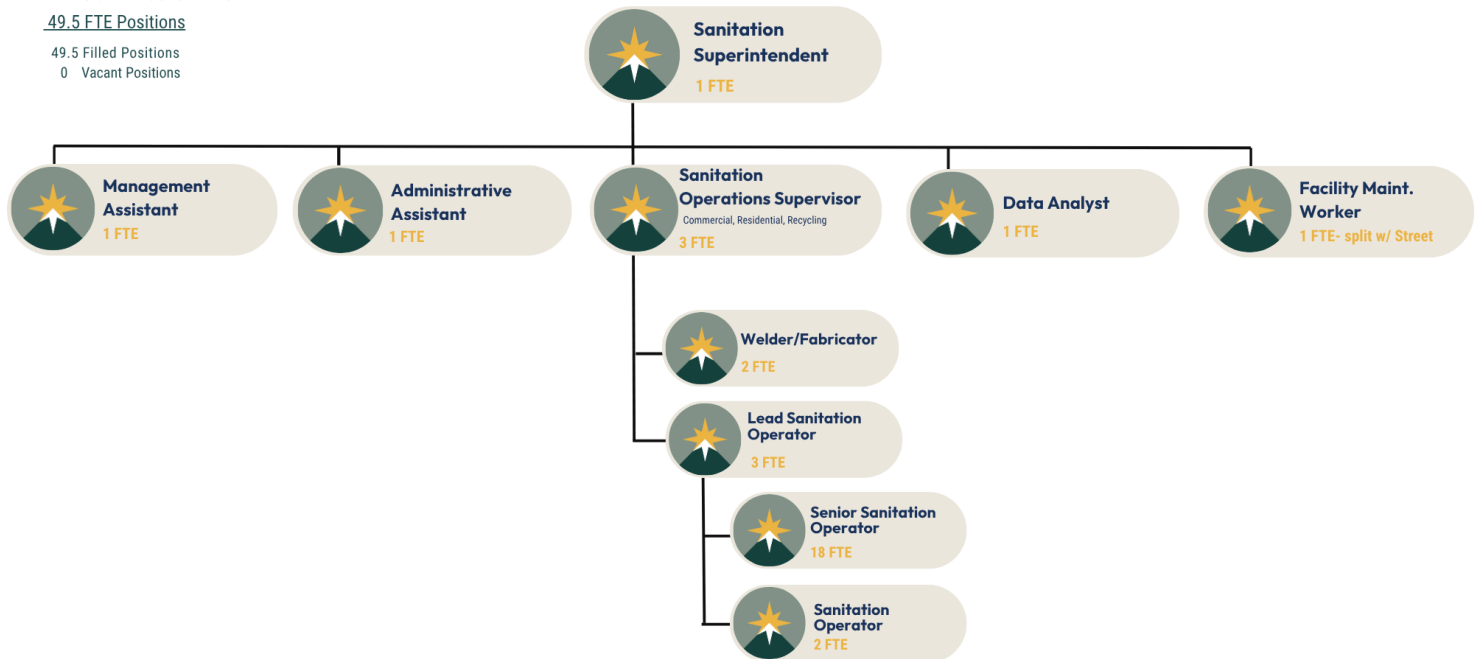
Sanitation Services

A Division of Public Works

49.5 FTE Positions

49.5 Filled Positions

0 Vacant Positions



About the Department

Sanitation Services is a critical public service operation that supports the health, cleanliness, and overall quality of life in Pocatello through a combination of administrative coordination, residential, commercial, and recycling operations, as well as field services and community support initiatives.

The department's administrative staff serves as the operational backbone of the division, managing customer service requests, dispatching work orders, maintaining service and inventory records, processing billing and financial transactions, and coordinating internal functions such as payroll, hiring, and staff communication. These employees ensure the department remains responsive, organized, and accountable while providing the customer support and administrative oversight necessary to keep daily operations running efficiently.

In the field, Sanitation operators are responsible for the safe and reliable collection, transportation, and disposal of municipal solid waste, recycling, and yard waste materials throughout the community. Operators service approximately 22,500 residential and commercial garbage carts each week while also supporting a growing commercial customer base, including more than 1,100 permanent 3-yard containers, 150 6-yard containers, and 635 commercial cart accounts. In addition, crews delivered and serviced more than 4,500 temporary containers, serviced approximately 16,600 recycling carts, serviced more than 2,000 seasonal yard waste carts, and collected 137 tons of glass. These services are carried out with a strong focus on safety, efficiency, equipment reliability, and customer service to ensure dependable and cost-effective solid waste operations citywide.

Beyond core collection services, Sanitation Services provides a wide range of community-focused programs that extend the department's value well beyond routine waste collection. These include no-charge services such as fall leaf collection, Christmas tree disposal, extra holiday garbage pickup, elderly and disabled assistance, and the Partners in Pride cleanup program. The department also supports environmental stewardship through 13 public glass recycling locations and the City's Recycling Drop-Off Center, which accepts cardboard, tin, aluminum, glass, and e-waste. In addition, staff provide ongoing roadside litter cleanup and the removal of abandoned materials such as tires, appliances, and improperly disposed waste, reinforcing the department's role in maintaining a clean, safe, and sustainable community.

RESIDENTIAL



• RESIDENTIAL COLLECTIONS

- Garbage
- Recycling
- Yard Waste
- Temporary Containers
 - Roll-off
 - 3-yard

COMMERCIAL



• COMMERCIAL COLLECTIONS

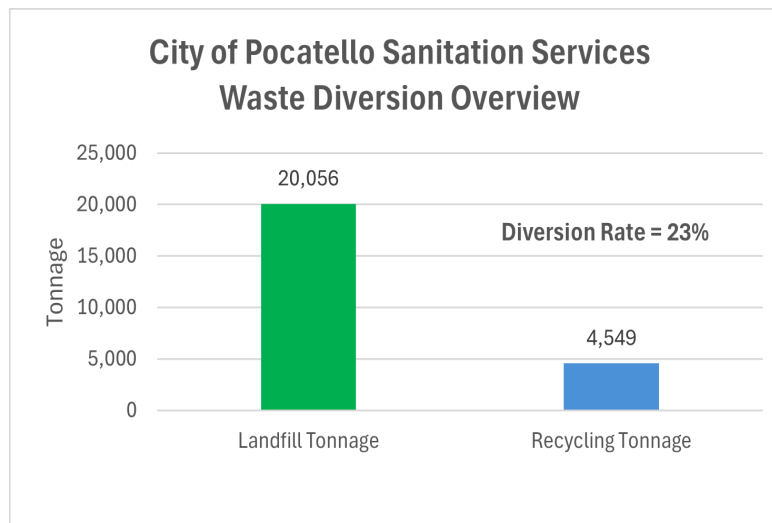
- Garbage
 - 3-yard
 - 6-yard
 - Roll-off/Compactor
- Curbside Recycling
- Cardboard - 5-yard Container
- Temporary Container
 - Roll-off
 - 3-yard

RECYCLING



• RECYCLING SERVICES OFFERED

- Residential and Commercial Curbside
- Residential Yard Waste
- Commercial Cardboard Containers
- Cardboard Drop-off
- Glass Drop-off
- E-Waste Drop-off
- Co-mingle Recycling Drop-off
 - tin, aluminum, paper, plastics



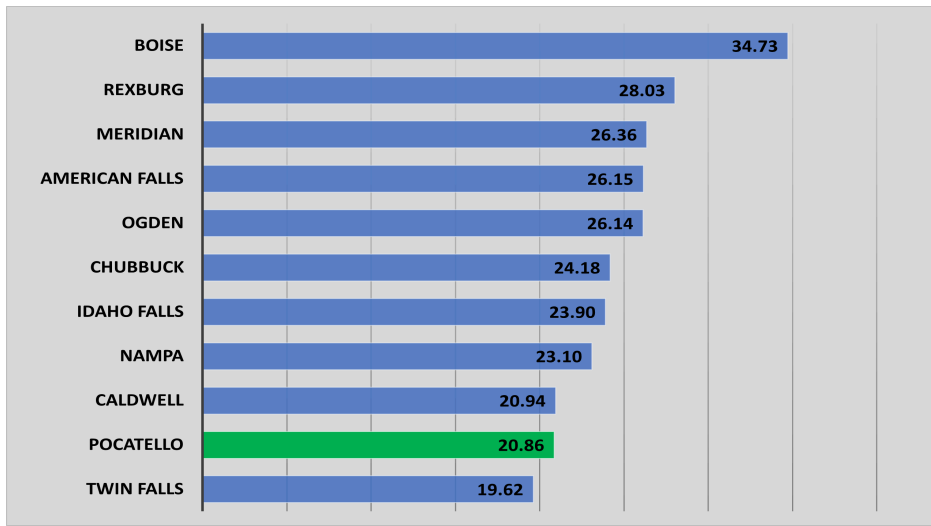
Departmental Goals

- Supports the health, cleanliness, and overall quality of life in Pocatello
- Offer safe, reliable and cost effective solid waste and recycling services to the City of Pocatello residents
- Provide a wide-range of community-focused programs that enhance the quality of life in Pocatello
- Support and promote environmental stewardship through recycling efforts and partnerships

FY2027 Projects

- Improvements to the Recycling Facility to enhance the customer interface, including improved citizen drop-off areas, improved traffic flow, and improved parking.
- Explore Options for a City-Sponsored Composting Program

Sanitation Rate Comparisons - Residential Garbage Service, Including Recycling



Explanatory Factors

Revenues

- Per Utility Rate Study - Revenue Increase of 3%
- Additional Revenue Added for Recycling Initiatives

Operations and Maintenance

- Adjustments based on trends

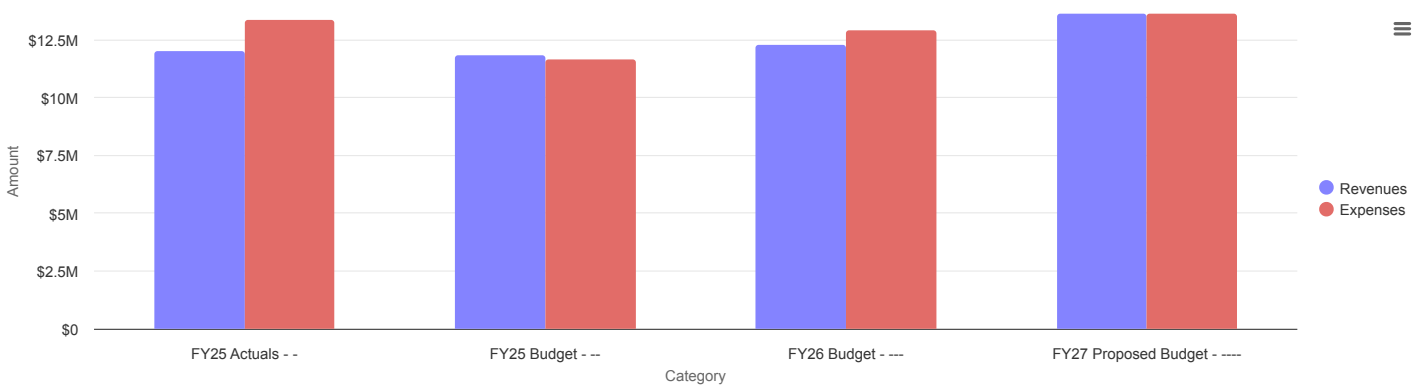
Professional and Contracted Services

- Pocatello Creek Landfill Groundwater Monitoring
- Facility Maintenance - Sump Cleaning

Capital Outlay

- Improvements to the Recycling Facility
 - Parking Lot
 - Citizen Drop-Off Area
- Vehicle and Equipment Replacement
 - (2) Side-Load Trucks
 - (1) Front-Load Truck
 - (1) Roll-Off Truck

Revenues vs Expenditures



Data Updated: May 26, 2026, 8:04 PM

[View Report](#)

Revenues vs Expenditures Detail

030 - Sanitation Fund

	FY25 ACTUALS	FY25 BUDGET	FY26 BUDGET	FY27 PROPOSED BUDGET
	-	--	---	----

	FY25 ACTUALS	FY25 BUDGET	FY26 BUDGET	FY27 PROPOSED BUDGET
	-	--	---	----
Revenues				
9999 - Use of Reserves	-	-	-	\$756,907
320-13-00 - Rentals General / REC-OCC CONT	-	\$0	\$0	\$10,500
320-17-00 - Rentals General / REC SS Box Rental	\$659	\$0	\$1,500	\$1,500
338-03-16 - Sanitation / Roll Off Rec SS Collect	\$2,109	\$0	\$0	\$1,748
338-03-17 - Sanitation / COM REC SS	\$8,240	\$0	\$0	\$15,000
387-99-01 - Recycle Commodity / Glass	\$1,879	\$0	\$0	\$0
320-11-00 - Temporary Container Rent	\$137,743	\$120,167	\$123,772	\$127,485
320-12-00 - Three-Yard Container Rent	\$180,562	\$169,882	\$174,978	\$180,227
320-15-00 - Roll-Off Box Rental	\$208,832	\$214,722	\$221,163	\$227,798
320-16-00 - Rec Occ Roll Off Box	\$1,221	\$0	\$1,500	\$1,500
320-99-00 - Rental General/Other	\$1,200	\$1,200	\$1,200	\$1,200
338-03-01 - Sanitation Additional Resident Carts	\$744,286	\$699,918	\$720,916	\$746,148
338-03-02 - Sanitation Business Autocart Collection	\$153,965	\$151,708	\$156,259	\$161,728
338-03-03 - Sanitation Commercial Container Collection	\$3,110,534	\$3,038,669	\$3,129,829	\$3,239,373
338-03-04 - Sanitation Temporary Container Collection	\$208,542	\$200,261	\$206,269	\$213,488
338-03-05 - Sanitation Roll Off Collection	\$1,834,261	\$1,864,326	\$1,920,256	\$1,987,465
338-03-06 - Sanitation Billing Charge Collection	\$435,190	\$445,757	\$459,130	\$475,200
338-03-07 - Sanitation Additional Business Carts	\$50,891	\$49,308	\$50,787	\$52,565
338-03-08 - Sanitation Residential Recycling	\$9,216	\$9,748	\$10,040	\$9,500
338-03-09 - Sanitation Business Recycling	\$41,146	\$44,083	\$45,405	\$45,000
338-03-10 - Sanitation Yard Waste Collection	\$97,939	\$117,704	\$121,235	\$100,000
338-03-11 - Sanitation Recycling Facility Bailing Fees	\$43,978	\$0	\$5,000	\$12,000
338-03-12 - Sanitation Recycling Facility Contamination Fees	\$522	\$0	\$0	\$0
338-03-13 - Sanitation Recycling Facility Storage Fees	\$1,732	\$0	\$0	\$0
338-03-14 - Sanitation Commercial Recycling OCC Collection Fees	\$38,449	\$0	\$0	\$90,000
338-03-15 - Sanitation Roll Off OCC Collection	\$131,123	\$0	\$52,983	\$100,000
338-06-00 - Utility Billing Accrued	\$4,475,910	\$4,636,948	\$4,776,056	\$4,943,218
343-99-00 - Other Reimbursements	\$1,545	\$0	\$0	\$0
381-09-00 - Recyclable Material	\$1,723	\$2,622	\$2,622	\$2,622
384-85-00 - Interest	-	\$64,791	\$73,079	\$79,090
385-99-00 - Misc Revenue/Other	\$4,307	\$0	\$0	\$0
385-99-11 - Misc Revenue/Other Recycling Facility	\$500	\$0	\$0	\$0
386-99-00 - Refunds	\$615	\$20,547	\$9,547	\$750
387-99-00 - Recycle Commodity	\$52,395	\$0	\$8,000	\$50,000
392-05-00 - Sale of City Property	\$4,459	\$0	\$0	\$0
393-99-00 - Nonreciprocal	\$8,426	\$0	\$0	\$0
REVENUES TOTAL	\$11,994,099	\$11,852,361	\$12,271,526	\$13,632,012
Expenses				
Salaries	\$2,774,160	\$2,925,091	\$3,038,602	\$3,151,437
Salary Related Expenses	\$1,676,995	\$1,723,784	\$1,826,725	\$1,996,697
Operations and Maintenance	\$3,058,572	\$3,451,247	\$3,433,690	\$3,444,984
Supplies and Materials	\$35,171	\$25,471	\$25,471	\$29,737
Professional and Contracted Services	\$113,276	\$121,000	\$125,000	\$136,500
Debt Service	\$18,143	\$5,000	\$0	\$0
Capital Outlay	\$2,753,379	\$800,000	\$1,808,000	\$1,870,000
Internal Services	\$2,929,373	\$2,579,366	\$2,642,688	\$2,989,571
Intergovernmental Transfers	\$12,705	\$12,705	\$13,086	\$13,086
Other	\$195	\$0	\$0	\$0
EXPENSES TOTAL	\$13,371,971	\$11,643,664	\$12,913,262	\$13,632,012
Rev - Exp	-\$1,377,872	\$208,697	-\$641,736	\$0

Visit the City of Pocatello's Website

911 N 7th Avenue
Pocatello, ID 83201