



Grant Division

FY27 Proposed Budget

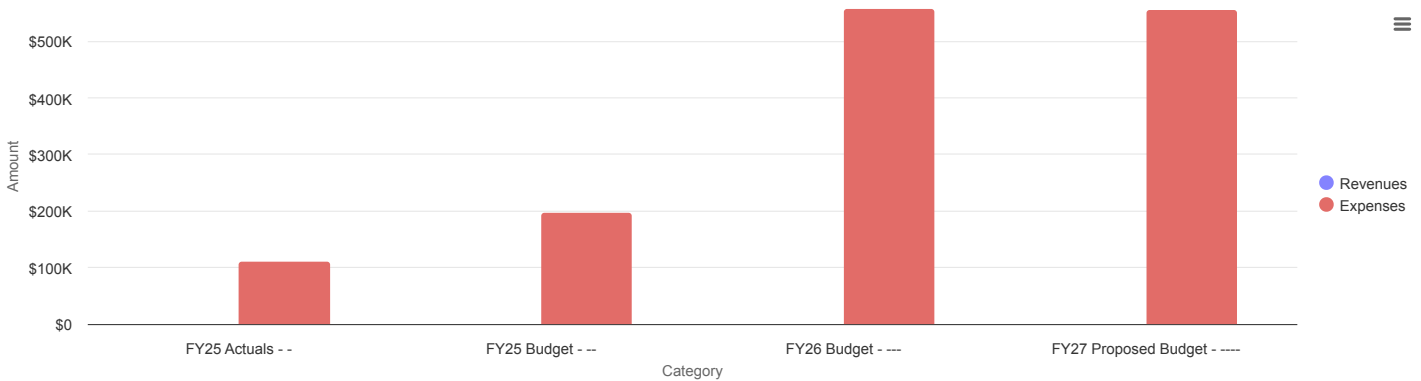
About the Department

The Grant Division is a Division within the Planning and Development Services Department. The Division administers and manages the City's US. Department of Housing and Urban Development block grant programs, including the Community Development Block Grant (CDBG). In addition, the Division provides grant management and compliance for grants citywide including federal, state, and private grant awards.

Departmental Goals

The goals of the Division are to identify funding opportunities for the city to achieve goals and priorities as identified by the City Administration and the City's adopted plans. The Department goals also include compliance with all grant-related requirements to ensure the city is properly administering funding. Grant programs and projects also target priority groups or needs identified by the City.

Revenues vs Expenditures



Data Updated: May 26, 2026, 7:53 PM

[View Report](#)

Revenues vs Expenditures Detail

	FY25 ACTUALS	FY25 BUDGET	FY26 BUDGET	FY27 PROPOSED BUDGET
	-	--	---	----
Revenues				
370-99-00 - Other	\$542	\$0	\$0	\$0
REVENUES TOTAL	\$542	\$0	\$0	\$0
Expenses				
Salaries	\$71,858	\$132,891	\$335,587	\$335,583
Salary Related Expenses	\$25,637	\$49,159	\$146,392	\$168,833
Operations and Maintenance	\$2,873	\$5,716	\$3,981	\$3,870

	FY25 ACTUALS	FY25 BUDGET	FY26 BUDGET	FY27 PROPOSED BUDGET
	-			----
Supplies and Materials	\$558	\$851	\$480	\$670
Professional and Contracted Services	\$9,314	\$7,352	\$59,265	\$36,265
Internal Services	\$199	\$344	\$11,397	\$10,644
Intergovernmental Transfers	-	\$360	\$360	\$0
EXPENSES TOTAL	\$110,438	\$196,673	\$557,462	\$555,865
Rev - Exp	-\$109,896	-\$196,673	-\$557,462	-\$555,865

FTE Filled Positions

Position Name	0603
Allocated FTE Count	
PUBLIC OUTREACH & GRANT COORD.	1
GRANTS DIVISION MANAGER	1
GRANT PROJECT ADMINISTRATOR	2
ALLOCATED FTE COUNT	4

FTE Vacant Positions

Position Name	0603
Allocated FTE Count	
GRANT COMPLIANCE ANALYST	1
ALLOCATED FTE COUNT	1

Visit the City of Pocatello's Website

911 N 7th Avenue
Pocatello, ID 83201

Grant Funds

FY27 Proposed Budget



About the Fund

The Grant Fund (081) serves as the expense and revenue fund for grant-funded projects in the City. This primarily includes federal grant awards and accounts for annual entitlement funds as well as discretionary (competitive) grant awards. The fund allows for proper tracking of grant funds separate from other operating funds to ensure compliance with any rules and regulations for the funds. This also allows for proper accounting of the funds for annual audit purposes.

Summary of Funds

The 081 Fund currently has grant awards from the following federal agencies: US Department of Housing and Urban Development; US Environmental Protection Agency; US Department of Transportation; US Department of Agriculture; and US Department of Interior. The City also receives grants from the Idaho Department of Lands and Idaho Department of Recreation. Various other grants have been sought from federal and local agencies and will be added if awarded.

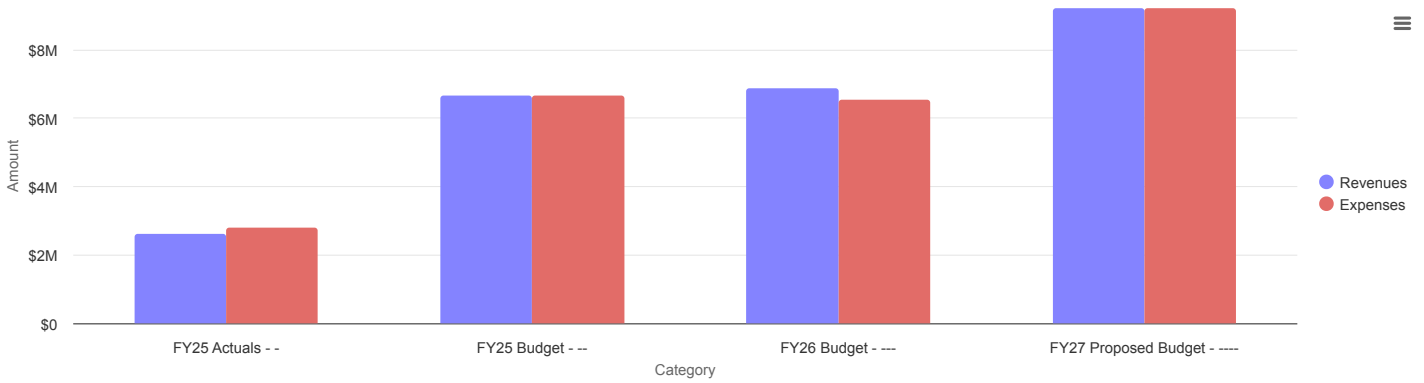
These funds are almost exclusively reimbursement based, and as such the revenues directly reflect the expenditures and project costs. For grants that require a match, that is included in the revenue line that accompanies the expenditure line for the grant funded project.

Below is a summary of the Fund Divisions and the related grant awards:

Fund Division	Granting Agency	Grant Program	Project Awarded
081-7198	HUD	Community Development Block Grant (CDBG)	CDBG Programs
081-7199	HUD	Lead Hazard Control and Healthy Homes Supplemental Funding	Lead Safe and Healthy Homes (closed out in August 2026)
081-8000	CARES Act	Community Development Block Grant (CDBG) - CV	CDBG-CV Program State of Idaho CDBG-CV Program (closed out in 2026)
081-8001	US EPA - Brownfields	Brownfield Assessment Grant Brownfield Job Training Grant	Brownfield Assessment Program Brownfield Job Training Program

081-8002	US DOT - FHWA	SS4A Action Plan	Safe Streets and Roads For All Action Plan (closed out in 2025)
081-8003	National Trust for Historic Preservation	Brady Chapel	Johanna Favrot Fund for Exterior Repairs (closed out in 2024)
081-8004	USDOT - FHWA	RAISE Grant	North Portneuf Crossing
081-8005	Idaho Department of Lands (IDL) USDA - Forest Service	Western States Fire Managers (FY21, FY22, FY23) Community Wildfire Defense Grant (CWDG)	WFM FY21 - West Bench hazardous Fuel Treatment WFM FY22 - West/East Bench Hazardous Fuel Treatment WFM FY23 - Pocatello Creek Interchange Project CWDG - Citywide Wildfire Defense Projects
081-8006	USDA - Forest Service Idaho Department of Parks & Recreation (IDPR)	Urban Community Forestry (UCF) Recreation Trails Program	Pocatello Urban Forest Projects Upper City Creek Parking Lot
081-8007	Bureau of Reclamation (BOR)	WaterSMART CWDG WaterSMART Planning WaterSMART Cooperative	CWDG- Rainey Levee Setback Planning - Oxbow Restoration Design Cooperative - Portneuf Watershed Partnership (PWP)
081-8008	US EPA	Community Grant Community Change Grant	Johnny Creek Sewer S. 5th Complete Streets and Sewer
081-8009	US DOT - FHWA	Reconnecting Communities and Neighborhoods	Terry First Connection - Design

Fund Revenues vs Expenditures



Data Updated: May 27, 2026, 3:06 PM

[View Report](#)

Fund Revenues vs Expenditures Detail

	FY25 ACTUALS	FY25 BUDGET	FY26 BUDGET	FY27 PROPOSED BUDGET
	-	--	---	----
Revenues				
9999 - Use of Reserves	-	-	-	\$19,300
341-01-00 - Grants	\$2,554,699	\$6,643,984	\$6,858,012	\$9,181,042
343-99-00 - Other Reimbursements	-	\$8,965	\$9,234	\$0
370-50-00 - Labor Costs	\$558	\$0	\$0	\$0
385-99-00 - Misc Revenue/Other	\$5,078	\$0	\$4,000	\$4,000
391-44-00 - CDBG Program Inc. Rehab	\$48,135	\$19,096	\$12,000	\$12,000
391-44-10 - CDBG Program Inc. Rehab Interest	\$5,273	\$4,244	\$2,000	\$2,000
391-45-00 - Pro. Inc. Acquis/Res/Demo	\$14,000	\$0	\$0	\$0
391-47-00 - Pro. Inc. Demo / Only	-	\$0	\$0	\$3,500
391-48-00 - Pro. Inc. Down / Closing	\$1,800	\$0	\$0	\$3,500
REVENUES TOTAL	\$2,629,544	\$6,676,289	\$6,885,246	\$9,225,342
Expenses				
Salaries	\$255,913	\$245,944	\$11,500	\$0
Salary Related Expenses	\$111,745	\$85,326	\$0	\$0
Operations and Maintenance	\$21,274	\$31,802	\$29,781	\$29,980
Supplies and Materials	\$7,940	\$45,150	\$13,950	\$950
Professional and Contracted Services	\$2,247,133	\$6,127,949	\$6,344,930	\$9,049,510
Debt Service	\$113,825	\$140,000	\$129,917	\$129,917
Internal Services	\$639	\$118	\$15,026	\$14,985
Other	\$44,494	\$0	\$0	\$0
EXPENSES TOTAL	\$2,802,963	\$6,676,289	\$6,545,104	\$9,225,342
Rev - Exp	-\$173,419	\$0	\$340,142	\$0

7198 - Hud

	FY25 ACTUALS	FY25 BUDGET	FY26 BUDGET	FY27 PROPOSED BUDGET
	-	--	---	----
Revenues				
341-01-00 - Grants	\$304,662	\$810,049	\$472,453	\$263,792
343-99-00 - Other Reimbursements	-	\$8,965	\$9,234	\$0
370-50-00 - Labor Costs	\$558	\$0	\$0	\$0
385-99-00 - Misc Revenue/Other	\$5,078	\$0	\$4,000	\$4,000
391-44-00 - CDBG Program Inc. Rehab	\$48,135	\$19,096	\$12,000	\$12,000
391-44-10 - CDBG Program Inc. Rehab Interest	\$5,273	\$4,244	\$2,000	\$2,000
391-45-00 - Pro. Inc. Acquis/Res/Demo	\$14,000	\$0	\$0	\$0

	FY25 ACTUALS	FY25 BUDGET	FY26 BUDGET	FY27 PROPOSED BUDGET
	-	--	---	----
391-47-00 - Pro. Inc. Demo / Only	-	\$0	\$0	\$3,500
391-48-00 - Pro. Inc. Down / Closing	\$1,800	\$0	\$0	\$3,500
REVENUES TOTAL	\$379,506	\$842,354	\$499,687	\$288,792
Expenses				
Salaries	\$128,043	\$127,455	\$0	\$0
Salary Related Expenses	\$60,768	\$60,831	\$0	\$0
Operations and Maintenance	\$949	\$6,808	\$8,480	\$8,480
Supplies and Materials	\$389	\$950	\$950	\$950
Professional and Contracted Services	\$134,565	\$213,820	\$164,460	\$164,460
Debt Service	\$90,489	\$110,000	\$99,917	\$99,917
Internal Services	\$639	\$118	\$15,026	\$14,985
EXPENSES TOTAL	\$415,842	\$519,982	\$288,833	\$288,792
Rev - Exp	-\$36,335	\$322,372	\$210,854	\$0

7199 - Lead Based Paint Grant

	FY25 ACTUALS	FY25 BUDGET	FY26 BUDGET	FY27 PROPOSED BUDGET
	-	--	---	----
Revenues				
341-01-00 - Grants	\$743,621	\$678,122	\$595,359	\$0
REVENUES TOTAL	\$743,621	\$678,122	\$595,359	\$0
Expenses				
Salaries	\$112,636	\$68,489	\$0	\$0
Salary Related Expenses	\$44,720	\$24,495	\$0	\$0
Operations and Maintenance	\$13,182	\$21,594	\$20,051	\$0
Supplies and Materials	\$7,498	\$44,200	\$13,000	\$0
Professional and Contracted Services	\$542,251	\$403,020	\$403,020	\$0
Debt Service	\$23,336	\$30,000	\$30,000	\$0
Other	-\$1	\$0	\$0	\$0
EXPENSES TOTAL	\$743,621	\$591,798	\$466,071	\$0
Rev - Exp	\$0	\$86,324	\$129,288	\$0

8000 - CDBG-CV Funds - Covid

	FY25 ACTUALS	FY25 BUDGET	FY26 BUDGET	FY27 PROPOSED BUDGET
	-	--	---	----
Revenues				
341-01-00 - Grants	-	\$46,350	\$0	\$0
REVENUES TOTAL	-	\$46,350	\$0	\$0
Expenses				
Other	\$44,495	\$0	\$0	\$0
EXPENSES TOTAL	\$44,495	\$0	\$0	\$0
Rev - Exp	-\$44,494	\$46,350	\$0	\$0

8001 - Brownsfields

	FY25 ACTUALS	FY25 BUDGET	FY26 BUDGET	FY27 PROPOSED BUDGET
	-	--	---	----
Revenues				
341-01-00 - Grants	\$180,016	\$0	\$212,750	\$70,250
REVENUES TOTAL	\$180,016	\$0	\$212,750	\$70,250

	FY25 ACTUALS	FY25 BUDGET	FY26 BUDGET	FY27 PROPOSED BUDGET
	-	--	---	----
Expenses				
Salaries	\$14,178	\$15,000	\$11,500	\$0
Salary Related Expenses	\$5,852	\$0	\$0	\$0
Operations and Maintenance	\$6,339	\$2,900	\$1,250	\$21,500
Supplies and Materials	\$53	\$0	\$0	\$0
Professional and Contracted Services	\$153,595	\$200,500	\$200,000	\$18,750
Debt Service	-	\$0	\$0	\$30,000
EXPENSES TOTAL	\$180,016	\$218,400	\$212,750	\$70,250
Rev - Exp	\$0	-\$218,400	\$0	\$0

8002 - SS4A

	FY25 ACTUALS	FY25 BUDGET	FY26 BUDGET	FY27 PROPOSED BUDGET
	-	--	---	----
Revenues				
341-01-00 - Grants	\$6,613	\$0	\$0	\$0
REVENUES TOTAL	\$6,613	\$0	\$0	\$0
Expenses				
Salaries	\$1,057	\$35,000	\$0	\$0
Salary Related Expenses	\$406	\$0	\$0	\$0
Operations and Maintenance	-	\$500	\$0	\$0
Professional and Contracted Services	\$5,150	\$0	\$0	\$0
EXPENSES TOTAL	\$6,613	\$35,500	\$0	\$0
Rev - Exp	\$0	-\$35,500	\$0	\$0

8003 - Brady Chapel Restoration

	FY25 ACTUALS	FY25 BUDGET	FY26 BUDGET	FY27 PROPOSED BUDGET
	-	--	---	----
Revenues				
9999 - Use of Reserves	-	-	-	\$19,300
341-01-00 - Grants	\$10,000	\$0	\$0	\$0
REVENUES TOTAL	\$10,000	\$0	\$0	\$19,300
Expenses				
Professional and Contracted Services	\$2,158	\$0	\$0	\$19,300
EXPENSES TOTAL	\$2,158	\$0	\$0	\$19,300
Rev - Exp	\$7,842	\$0	\$0	\$0

8004 - Raise Grant

	FY25 ACTUALS	FY25 BUDGET	FY26 BUDGET	FY27 PROPOSED BUDGET
	-	--	---	----
Revenues				
341-01-00 - Grants	\$291,733	\$5,109,463	\$1,937,500	\$2,500,000
REVENUES TOTAL	\$291,733	\$5,109,463	\$1,937,500	\$2,500,000
Expenses				
Professional and Contracted Services	\$291,733	\$1,001,999	\$1,937,500	\$2,500,000
EXPENSES TOTAL	\$291,733	\$1,001,999	\$1,937,500	\$2,500,000
Rev - Exp	\$0	\$4,107,464	\$0	\$0

8005 - Firewise

	FY25 ACTUALS	FY25 BUDGET	FY26 BUDGET	FY27 PROPOSED BUDGET
	-	--	---	----
Revenues				
341-01-00 - Grants	-	\$0	\$491,000	\$1,291,000
REVENUES TOTAL	-	\$0	\$491,000	\$1,291,000
Expenses				
Operations and Maintenance	\$165	\$0	\$0	\$0
Professional and Contracted Services	\$7,225	\$240,000	\$491,000	\$1,291,000
EXPENSES TOTAL	\$7,390	\$240,000	\$491,000	\$1,291,000
Rev - Exp	-\$7,390	-\$240,000	\$0	\$0

Below is a summary of the Firewise Grant Expenditures anticipated in FY27:

Grant	Amount
FY22 WFM	\$220,000
FY23 WFM	\$121,000
CWDG	\$950,000

8006 - Parks & Trails

	FY25 ACTUALS	FY25 BUDGET	FY26 BUDGET	FY27 PROPOSED BUDGET
	-	--	---	----
Revenues				
341-01-00 - Grants	\$330,054	\$0	\$120,000	\$85,000
REVENUES TOTAL	\$330,054	\$0	\$120,000	\$85,000
Expenses				
Professional and Contracted Services	\$835,621	\$333,334	\$120,000	\$85,000
EXPENSES TOTAL	\$835,621	\$333,334	\$120,000	\$85,000
Rev - Exp	-\$505,568	-\$333,334	\$0	\$0

Below is a summary of the Parks & Trails Grant expenditures anticipated for FY27:

Grant	Amount
RTP - Upper City Creek Parking Lot	\$85,000.00

8007 - BOR

	FY25 ACTUALS	FY25 BUDGET	FY26 BUDGET	FY27 PROPOSED BUDGET
	-	--	---	----
Revenues				
341-01-00 - Grants	\$643,386	\$0	\$778,950	\$1,800,000
REVENUES TOTAL	\$643,386	\$0	\$778,950	\$1,800,000
Expenses				
Operations and Maintenance	\$427	\$0	\$0	\$0
Professional and Contracted Services	\$42,959	\$1,485,276	\$778,950	\$1,800,000
EXPENSES TOTAL	\$43,386	\$1,485,276	\$778,950	\$1,800,000

	FY25 ACTUALS	FY25 BUDGET	FY26 BUDGET	FY27 PROPOSED BUDGET
	-	--	---	----
Rev - Exp	\$600,000	-\$1,485,276	\$0	\$0

Below is a summary of the Bureau of Reclamation expenditures anticipated for FY27:

Grant	Amount
WaterSMART EWRP	\$1,500,000
WaterSMART Planning	\$270,000
WaterSMART Cooperative	\$30,000

8008 - EPA Community Grant

	FY25 ACTUALS	FY25 BUDGET	FY26 BUDGET	FY27 PROPOSED BUDGET
	-	--	---	----
Revenues				
341-01-00 - Grants	\$44,157	\$0	\$1,750,000	\$2,721,000
REVENUES TOTAL	\$44,157	\$0	\$1,750,000	\$2,721,000
Expenses				
Professional and Contracted Services	\$231,631	\$1,750,000	\$1,750,000	\$2,721,000
EXPENSES TOTAL	\$231,631	\$1,750,000	\$1,750,000	\$2,721,000
Rev - Exp	-\$187,474	-\$1,750,000	\$0	\$0

Below is a summary of the EPA Grant expenditures anticipated for FY27:

Grant	Amount
Community Grant - Johnny Creek Sewer	\$1,750,000
Community Change Grant - S. 5th Complete Streets and Sewer	\$971,000

8009 - RCN-DOT

	FY25 ACTUALS	FY25 BUDGET	FY26 BUDGET	FY27 PROPOSED BUDGET
	-	--	---	----
Revenues				
341-01-00 - Grants	\$457	\$0	\$500,000	\$450,000
REVENUES TOTAL	\$457	\$0	\$500,000	\$450,000
Expenses				
Operations and Maintenance	\$213	\$0	\$0	\$0
Professional and Contracted Services	\$244	\$500,000	\$500,000	\$450,000
EXPENSES TOTAL	\$457	\$500,000	\$500,000	\$450,000
Rev - Exp	\$0	-\$500,000	\$0	\$0

Visit the City of Pocatello's Website

911 N 7th Avenue
Pocatello, ID 83201

Alternate Transportation

FY27 Proposed Budget



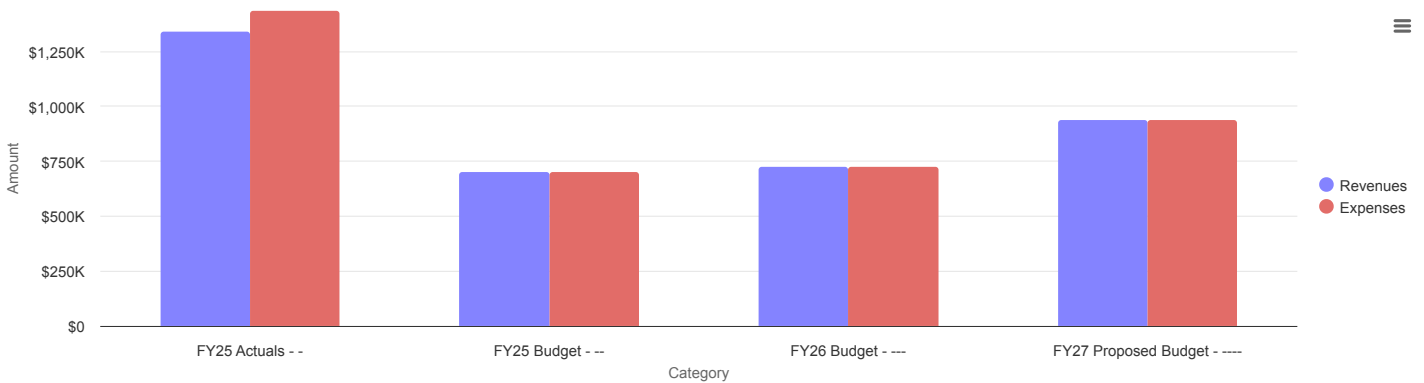
About the Fund

Fund 71 is the fund for programs that support alternative transportation methods including planning, design, and construction of infrastructure that enhances pedestrian mobility, accessibility, and safety within a transportation network. When the City receive alternative transportation grants, they are managed and tracked in Fund 71. This includes the grant award and any required match. This fund is a reimbursement based fund, and as such fund expenditures will directly match fund revenues.

Fund Strategic Goals

The purpose of the Alternative Transportation Fund is to improve connectivity, promote safe and accessible travel for all users, and encourage non-motorized transportation within the communities. Eligible improvements may include paved multi-use pathways, sidewalks, curb and gutter installations, curb ramps, crosswalks, pedestrian signals, accessibility upgrades compliant with the Americans with Disabilities Act (ADA), streetscape enhancements, traffic calming features, and other related pedestrian facilities.

Revenues vs Expenditures



Data Updated: May 27, 2026, 2:46 PM

[View Report](#)

	FY25 ACTUALS	FY25 BUDGET	FY26 BUDGET	FY27 PROPOSED BUDGET
	-	--	---	----
Revenues				
342-10-99 - State Grants	\$265,000	\$0	\$0	\$0
342-99-00 - Other Reimbursements	-	\$0	\$0	\$940,356
382-40-00 - Donations	\$1,074,448	\$0	\$0	\$0
393-99-00 - Nonreciprocal	-	\$703,000	\$724,090	\$0
REVENUES TOTAL	\$1,339,448	\$703,000	\$724,090	\$940,356
Expenses				
Professional and Contracted Services	\$459,112	\$700,713	\$721,734	\$938,000

	FY25 ACTUALS	FY25 BUDGET	FY26 BUDGET	FY27 PROPOSED BUDGET
	-	--	---	----
Capital Outlay	\$976,546	\$2,287	\$2,356	\$2,356
EXPENSES TOTAL	\$1,435,657	\$703,000	\$724,090	\$940,356
Rev - Exp	-\$96,210	\$0	\$0	\$0

Below is a summary of the anticipated project expenditures for FY27:

Grant	Amount
S. 5th Sidewalks - Design	\$76,000
Brennan Trail - Design	\$20,000
Brennan Trail - Construction	\$842,000

Visit the City of Pocatello's Website

911 N 7th Avenue
Pocatello, ID 83201